



T-LED RW

T-LED RW was specially developed for the needs on aquarium illumination. It has a 447nm predominant wavelength by mixing Royal Blue LEDs and 6000°K Cool White LEDs.

Royal Blue LEDs and Cool White LEDs can be dimmed individually by several control systems such as 1-10V or DALI protocol. Available in four different symmetric light patterns: narrow-N (12°), narrow (30°), medium narrow (45°) and wide medium (120°).

Luminaria desarrollada para cubrir las necesidades de iluminación de acuarios. Combina LEDs Royal Blue con onda dominante en los 447nm y LEDs Blanco Frío 6000K.

Se puede regular la intensidad de ambos de forma individual mediante varios sistemas de control como 1-10V y protocolo DALI. Está disponible en cuatro fotometrías simétricas: SNN (12°), SN (30°), SMN (45°) and SWM (120°).

Consumption / Consumo

230 W

Voltage / Voltaje

220 - 240 Vac

Frequency / Frecuencia

50 / 60 Hz

Protection level / Grado de Protección

IP66 - IK08

Weight / Peso

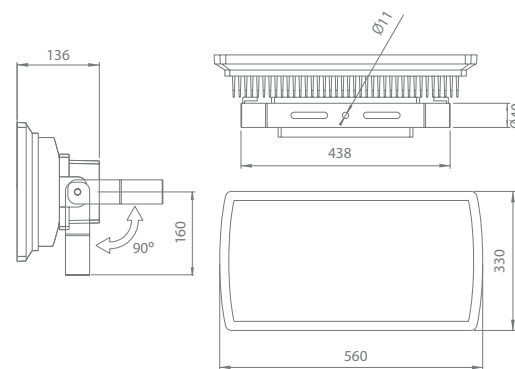
15 Kg

UHF / FHS

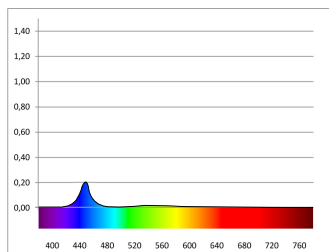
< 1%

Life Span/ Vida útil

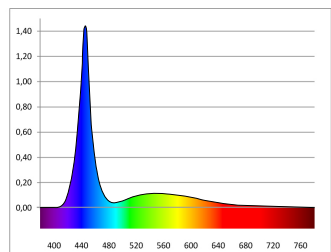
L80 - 50.000h



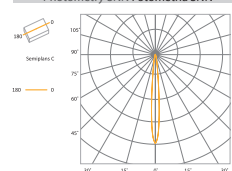
Dimmado White min + RB min 30 W



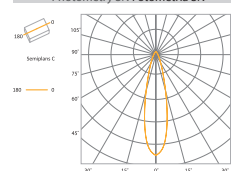
Dimmado White max + RB max 230 W



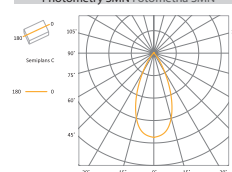
Photometry SNN Fotometría SNN



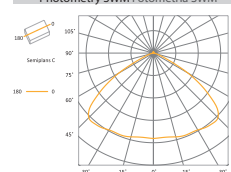
Photometry SN Fotometría SN



Photometry SMN Fotometría SMN



Photometry SWM Fotometría SWM



Code / Código	Light / Luz	Power / Potencia	Photometry / Fotometrías	Option / Opción
I3012	RW Royal Blue + White	K 230W	Pattern / Patrón S Symmetric Simétrica	Optic / Óptica NN Narrow-N N Narrow MN Medium Narrow WM Wide Medium